

» BYOD Student Responsibilities

Operating system and anti-virus:

Students must ensure they have a legal and licensed version of a supported operating system and of software. If applicable, students' devices must be equipped with anti-virus software.

NSW Department of Education Wi-Fi network connection only:

Student devices are only permitted to connect to the department's Wi-Fi network while at school. There is no cost for this service.

Battery life and charging:

Students must ensure they bring their device to school fully charged for the entire school day. No charging equipment will be supplied by the school.

Theft and damage:

Students are responsible for securing and protecting their devices at school. Any loss or damage to a device is not the responsibility of the school or the Department.

Confiscation:

Students' devices may be confiscated if the school has reasonable grounds to suspect that a device contains data which breaches the BYOD Student Agreement.

Maintenance and support:

Students are solely responsible for the maintenance and upkeep of their devices.

Ergonomics:


Students should ensure they are comfortable using their device during the school day particularly in relation to screen size, sturdy keyboard etc.

Data back-up:

Students are responsible for backing-up their own data and should ensure this is done regularly.

Insurance/warranty:

Students and their parents/caregivers are responsible for arranging their own insurance and should be aware of the warranty conditions for the device.

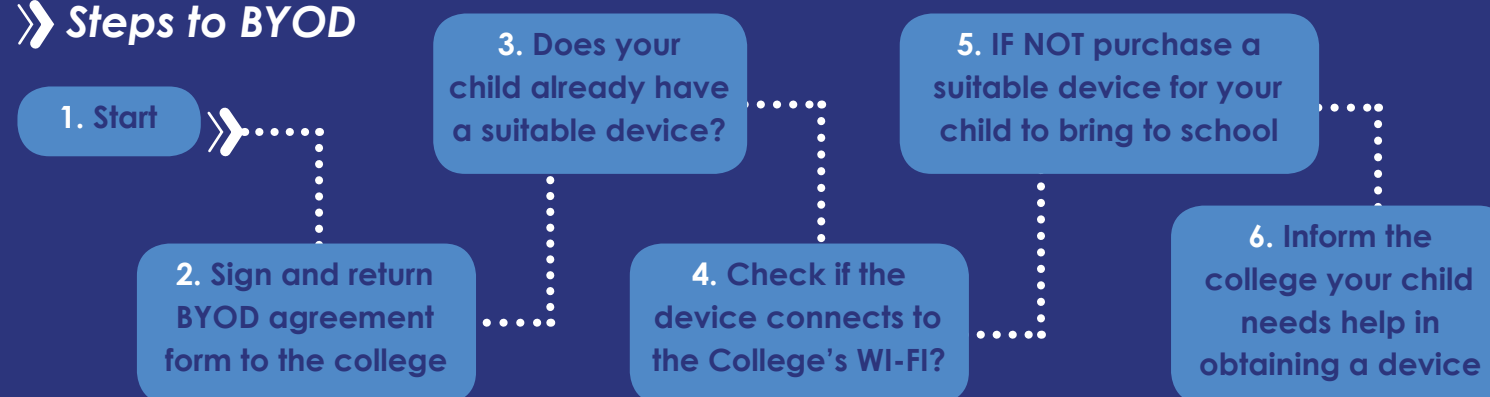


A GUIDE TO BRING YOUR OWN DEVICE

INFORMATION PACKAGE FOR STUDENTS & PARENTS



» Steps to BYOD



» What is BYOD?

"Bring your own device" (BYOD) refers to technology models where students bring a personally owned device to school for the purpose of learning. A personally owned device is any technology device brought into the school and owned by a student (or the student's family), staff or guests" (Alberta Education, 2012). Put simply, BYOD is a solution where students quite literally bring their own device to school in order to access the internet and/or school network by 3G or Wi-Fi.

» All NSW Department of Education School students are eligible to download and licence Adobe and Microsoft software. This software is available to download onto personally owned devices.

For further information refer to the following website.

- <https://nsw-students.onthehub.com/WebStore/Welcome.aspx>

Updated - Dec 2017



» Why BYOD?

It is widely acknowledged that technology plays a huge role in students' everyday lives and should, therefore, be an integral part of their learning. However, for most schools, it is financially unsustainable to provide every student with state-of-the-art technology. BYOD is therefore considered an attractive, cost-effective alternative; recognising that many students already own devices that are superior and more up-to-date than those available in schools (The Age 2015/02/04). According to data from students many already have personal devices at home. Some students already bring these devices to school. Wyndham College would like to continue to provide students with learning that will prepare them for the future.

» BYOD at Wyndham College

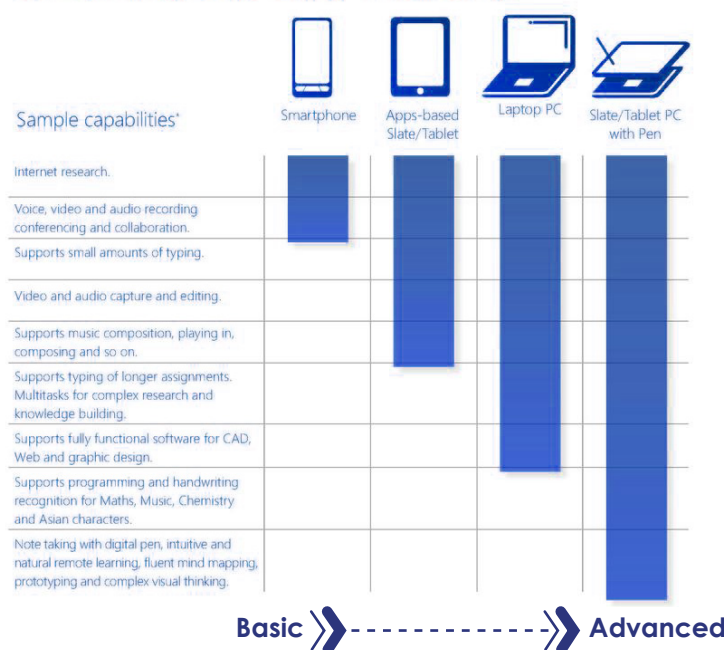
Wyndham College provides access to computers as a means of enhancing student education. Students are allowed to use their own devices while at school for educational purposes. Access to the internet will be provided via the College's wireless network. The College retains the right to control the manner in which computer resources are utilised. Students must understand the limitations the College imposes on their use of computer resources whilst at College. Students wishing to use computers/ BYOD devices while at College are required to read and agree to abide by the guidelines in the College's BYOD student agreement.

» Recommendations for a suitable BYOD device

Students enrolled in specialist subjects should seek information from their teachers regarding specifications of BYOD devices that will meet course requirements. The following table lists the software requirements for specialist subjects.

Subject	Software Required (latest Version)
Visual Arts	Adobe Photoshop
Photography	Adobe Lightroom & Photoshop
Film Studies	Adobe Premiere & Photoshop
Visual Design	Adobe Illustrator & Photoshop
Food Technology	Adobe Photoshop
Industrial Technology Timber	Sketch Up
Industrial Technology Graphics	Autodesk Inventor & Sketch Up
Design & Technology	Sketch Up, Adobe Photoshop, Illustrator & InDesign
Textiles and Design	Adobe Photoshop, Illustrator & InDesign

Computing Capability Taxonomy



Wyndham staff **DOES NOT** endorse smart phones as a suitable singular device for use in the classroom. A smart phone can effectively complement a tablet or laptop.

Wyndham staff endorses the research that has found that laptops, netbooks and tablets are generally considered more suitable devices for learning as they provide better capabilities and flexibility than mobile phones. Students should consider the rigor of their course/s when selecting a BYOD device.

BYOD Device Requirements Checklist

Wireless Connectivity

Wireless Connectivity is key to BYOD devices in schools!
Devices must support 5Ghz dual band wireless or 802.11 a/b/g/n (Make sure it supports both 'a' and 'n')



Operating System

To ensure the latest programs and software are compatible, we recommend the current or previous version of any operating system.



Battery Life

Minimum 5hrs

Devices need to last the school day, we recommend a minimum of 5hrs battery life



Memory and RAM

16 GB Storage 2 GB RAM

To be able to store and process data effectively these minimum specifications are recommended



Hardware Features

Camera & Microphone

These are necessary to ensure students can participate in 21st century learning activities, a stylus or keyboard may also be useful



Screen Size

Reasonable Size

Ensure the screen is of a reasonable size to enable ease of use throughout a school day



Other essential considerations

Casing: Needs to be tough and sturdy, can it be dropped without breaking?

Weight: Is the laptop light enough for your child to carry each day?

Durability: Consider the overall durability of the device, are the keys and inputs sturdy

Look for a tough and thick outer shell



Remember this device is expected to last several years

Accessories

Carry Case: A Carry case or skin is essential in protecting your device and can provide ergonomic advantages

Insurance: Devices can become lost or be broken easily at school, make sure your policy covers these eventualities

Warranty: Make sure you consider purchasing extra warranty to reduce future repair costs as these devices will be used extensively

